

KPC Genk INFOGRAPHICS 2019

Resultaten TOTAAL

PARTICIPATIEGRAAD

91%

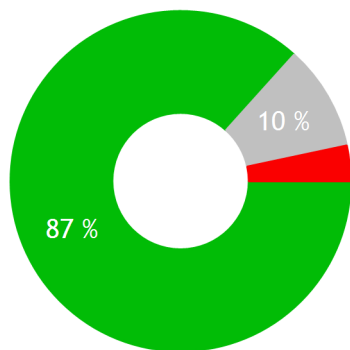


60 medewerkers op een totaal van 66

87% is (heel) tevreden

% 7-10

n=60

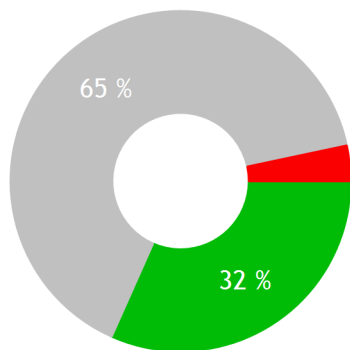


■ %7-10 ■ %6 ■ %1-5

e-NPS® = +28

% promoters (9-10) - % detractors (1-6)

n=60



■ Promoters ■ Passives ■ Detractors

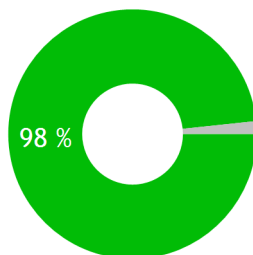
RESULTATEN PER THEMA

% 7-10

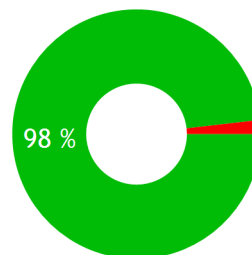


HOOGSTE SCORES

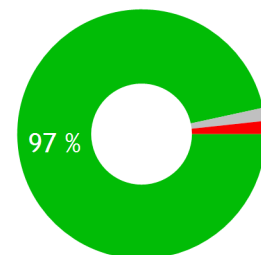
% 7-10



Ik doe mijn werk graag



Tevreden over directeur zorgorganisatie

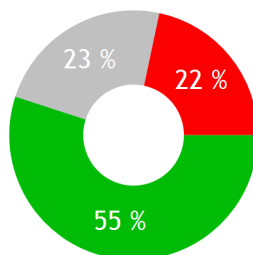


Weet van het bestaan van interne ombudsfunctie

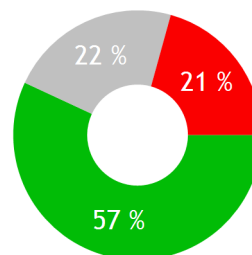


LAAGSTE SCORES

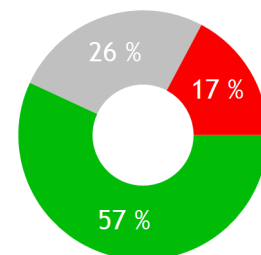
% 7-10



Onderling feedback door collega's



Feedback leidinggevende over kwaliteit werk



Overlegmomenten verlopen efficiënt

■ %7-10 ■ %6 ■ %1-5